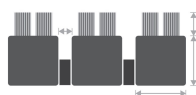





Plan.b

Protect against dirt and moisture with a high-quality and stylish entrance matting system



- Brushes remove soil, grit and debris by 'brushing' the contour of shoes, providing optimum cleaning
- Strips are linked via flexible, stainless steel wires for ease of installation.
- Flexibility to install in recessed matwells or lay to surface with optional edging.
- Suitable for indoor and outdoor use.
- Custom-made to order with a choice of 13 colour-ways and bespoke logo options.
- Flexibility with design to include curves, diagonals and angles.



Parts

Part Number	Size	Colour	Weight (kg)
PLAN-B	Special	Various	

Technical Specifications

Material	PA brushes, PVC profile, Aluminium U-profile and edge profiles
Surface Finish	Brushes
Product Height	22 mm
Durability	Heavy to very heavy traffic entrances
Environmental	Suitable for wet and dry environments

Resistance	
UV Resistance	Yes - Stabilised
Typical Applications	Entrance areas
Installation Method	Installed in to recessed well
Fire Tested to	BS EN 13501-1 Class Cfl – s2.
COO (Country of Origin)	NL
Guarantee	3 years
Notes	To achieve a uniform appearance consider hoovering the product in a single direction. Slip resistance specifications are based on the correct direction of travel i.e. perpendicular to the channels and inserts.
Slip Tested to	BS 7976-2 – low slip potential

Get in touch | To order FREE samples or arrange a site visit please call +44 (0)1788 228 555 or email sales@cobaeurope.com

www.cobaeurope.com